

## Constant Contact Survey Results

**Survey Name:** 2008 Member Wage Survey

**Response Status:** Partial & Completed

**Filter:** None

Jun 17, 2009 5:03:12 PM

### Where do you work?

Answer	0%	100%	Number of Response(s)	Response Ratio
Optical Dispensary			73	50.6 %
Optometric Office			49	34.0 %
Ophthalmologist Office			2	1.3 %
Independant Owner/Operator			24	16.6 %
Other			7	4.8 %
<b>Totals</b>			<b>144</b>	<b>100%</b>

### What is Your Status or Designation?

Answer	0%	100%	Number of Response(s)	Response Ratio
Registered Optician			86	59.7 %
Registered Contact Lens Practitioner			37	25.6 %
Student or Provisional Optician			28	19.4 %
Student or Provisional Registered Contact lens Practitioner			4	2.7 %
<b>Totals</b>			<b>144</b>	<b>100%</b>

### Sex

Answer	0%	100%	Number of Response(s)	Response Ratio
Female			108	75.0 %
Male			28	19.4 %
<b>Totals</b>			<b>144</b>	<b>100%</b>

\* What is your annual gross salary?

Answer	0%	100%	Number of Response(s)	Response Ratio
Under \$25, 000			10	6.9 %
\$25, 000 - \$30, 000			13	9.0 %
\$30, 000 - \$35, 000			21	14.5 %
\$35, 000 - \$40, 000			18	12.5 %
\$40, 000 - \$45, 000			11	7.6 %
\$45, 000 - \$50, 000			24	16.6 %
\$50, 000 - \$55, 000			13	9.0 %
\$55, 000 - \$60, 000			8	5.5 %
\$60, 000 - \$65, 000			10	6.9 %
\$65, 000 - \$70, 000			3	2.0 %
\$70, 000 and over			10	6.9 %
<b>Totals</b>			<b>144</b>	<b>100%</b>

Year in the optical industry

Answer	0%	100%	Number of Response(s)	Response Ratio
Under 5 years			45	31.2 %
5-10 years			29	20.1 %
11-15 years			17	11.8 %
16-20 years			16	11.1 %
21-25 years			15	10.4 %
Over 25 years			16	11.1 %
<b>Totals</b>			<b>144</b>	<b>100%</b>

Age

Answer	0%	100%	Number of Response(s)	Response Ratio
Under 20			2	1.3 %
21-25			15	10.4 %
26-35			48	33.3 %
36-45			41	28.4 %
46-55			27	18.7 %
Over 55			6	4.1 %
<b>Totals</b>			<b>144</b>	<b>100%</b>

\* Number of hours per week

Answer	0%	100%	Number of Response(s)	Response Ratio
15 hours or less			3	2.0 %
16-30 hours			8	5.5 %
30-37 hours			22	15.2 %
37-40 hours			81	56.2 %
Over 40 hours			27	18.7 %
<b>Totals</b>			<b>144</b>	<b>100%</b>










\* Salary or Hourly

Answer	0%	100%	Number of Response(s)	Response Ratio
Salaried Employee			48	33.3 %
Hourly Employee			92	63.8 %
<b>Totals</b>			<b>144</b>	<b>100%</b>






What other benefits do you receive?

Answer	0%	100%	Number of Response(s)	Response Ratio
Transportation allowance (car, parking, transit pass)			12	8.3 %
Clothing allowance			15	10.4 %
Paid Alberta Health Care Premiums			51	35.4 %
Free eyewear			87	60.4 %
Friends and family discounts			93	64.5 %
Performance bonuses			57	39.5 %
Continuing education paid for			54	37.5 %
Health benefits			86	59.7 %
Supplier spiffs and gifts			27	18.7 %
Product discounts			67	46.5 %
Paid sick days			79	54.8 %
Gym membership			5	3.4 %
Paid trips to frame shows (Vegas, NYC)			15	10.4 %
Other			6	4.1 %
<b>Totals</b>			<b>144</b>	<b>100%</b>







How many weeks of paid holidays do you receive?

Answer	0%	100%	Number of Response(s)	Response Ratio
No holidays			6	4.1 %
Paid out vacation pay			23	15.9 %
1 week			2	1.3 %
2 weeks			46	31.9 %
3 weeks			43	29.8 %
4 weeks			11	7.6 %
5 weeks			4	2.7 %
Over 5 weeks			3	2.0 %
Other			3	2.0 %
<b>Totals</b>			<b>144</b>	<b>100%</b>

Where did you receive your training?

Answer	0%	100%	Number of Response(s)	Response Ratio
NAIT (Northern Alberta Institute of Technology)			110	76.3 %
Douglas College			5	3.4 %
BC College of Optics			5	3.4 %
Seneca College			0	0.0 %
Georgian College			0	0.0 %
AB Guild of Ophthalmic Dispensers			14	9.7 %
Other			13	9.0 %
<b>Totals</b>			<b>144</b>	<b>100%</b>

The College of Opticians of Alberta/Alberta Opticians Association is considering offering specialty status for practitioners. If training were available to allow you to become a certified specialist, would you plan to receive further education in any of the following areas:

Answer	0%	100%	Number of Response(s)	Response Ratio
Contact Lens Practitioner			47	32.6 %
Vision Screening			41	28.4 %
Low Vision			45	31.2 %
Pediatrics			43	29.8 %
Keratoconus and Specialty Contact Lenses			23	15.9 %
Refracting			55	38.1 %
<b>Totals</b>			<b>144</b>	<b>100%</b>